

Accessing the Lodge

There are limited park spaces available at The Lodge however there are various other public transport options available to access our offices, which are set out below.

Public Transport

Park and Ride

The office is on the route of the South Winchester and Pitt P&R services to the City Centre. South Winchester Park and ride is located at Hockley Link, Winchester – Access via M3 Junction 11. Pitt park and ride is located at Pitt Village, Romsey Road, SO22 5PR.

The bus timetable and further information can be found here:

<https://www.winchester.gov.uk/parking/park-and-ride/>

Parking charges are £3.50 for all day (pay with cash).

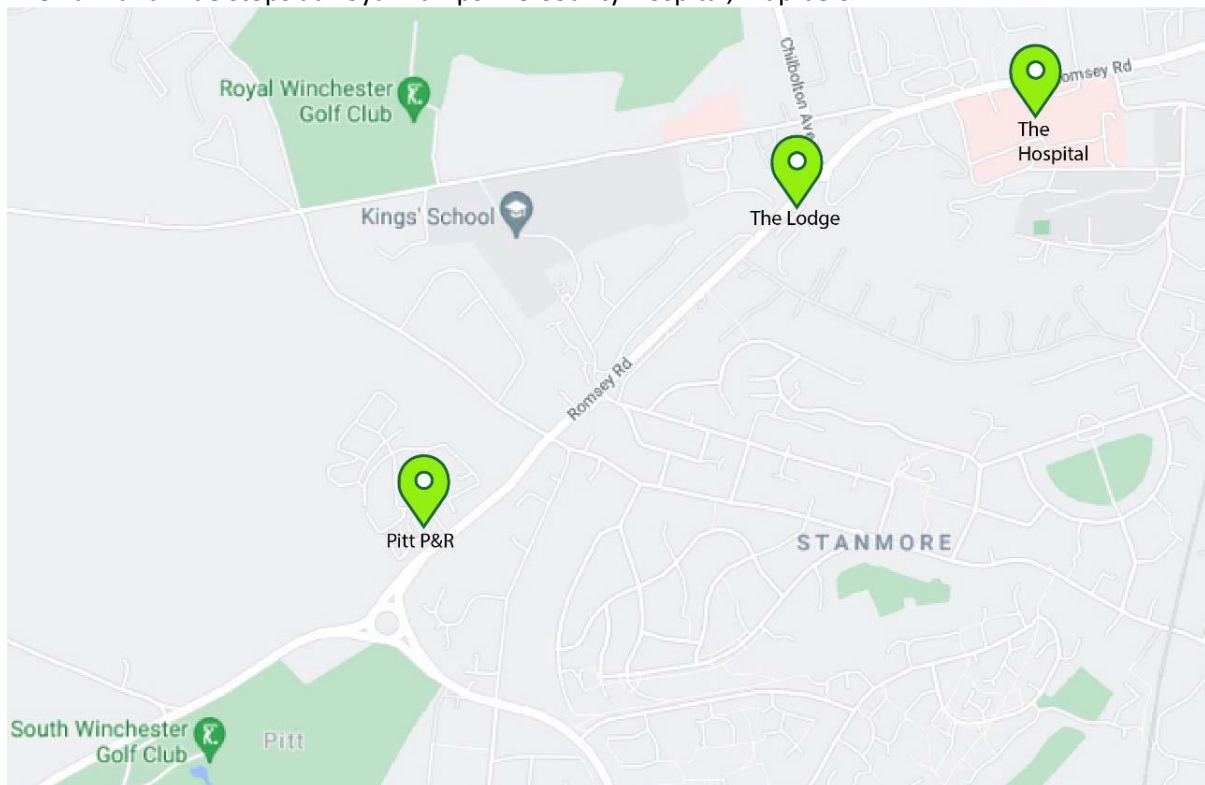
RingGo App :£3.80 for all day. RingGo E-wallet £2.70 per day:

<https://www.winchester.gov.uk/parking/parkandride/smart-cards-and-ringgo-e-wallet>

An annual season ticket is £644 (limited number of season tickets for those who would like to park and cycle rather than use the bus which would be £130 for one year).

<https://www.winchester.gov.uk/parking/park-and-ride/season-tickets-park-ride/>

The Park and Ride stops at Royal Hampshire County Hospital, map below:



Bus

The following services pass the office and there is a bus stop at Sleepers Hill 0.3m from the office, although some services only stop at the hospital:

Service no. 5 – (Badger Farm to Winchester Centre); approx. every 14 minutes

<https://bustimes.org/services/5-city-centre-badger-farm>

Service no. 46 & 461 (North Baddesley-Winchester)

<https://bustimes.org/services/46-aldershotfarnham-guildford>

<https://bustimes.org/services/461-winchester-north-baddesley>

Service no. 66 (Romsey-Winchester) – up to every 24 minutes

<https://bustimes.org/services/66-bemerton-salisbury-laverstock-shipton-belling-2>

Service no. 661, 662 & 663 (Shootash/Rownhams-Winchester)

<https://bustimes.org/services/661-winchester-romsey>

<https://bustimes.org/services/662-winchester-romsey>

<https://bustimes.org/services/663-winchester-romsey>

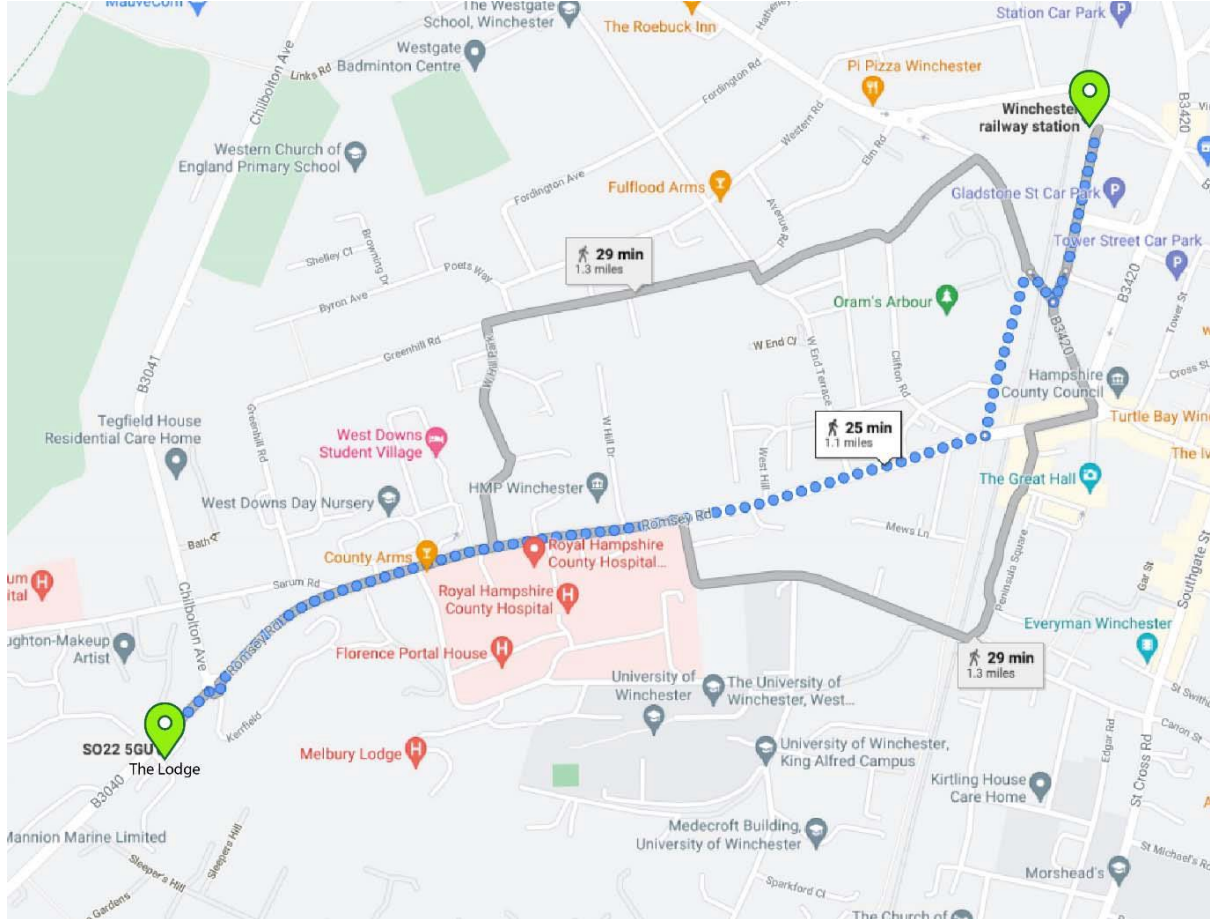
Service no. E1 & E2 (Eastleigh-Winchester)

<https://bustimes.org/services/e1-winchester-eastleigh-2>

<https://bustimes.org/services/e2-winchester-eastleigh>

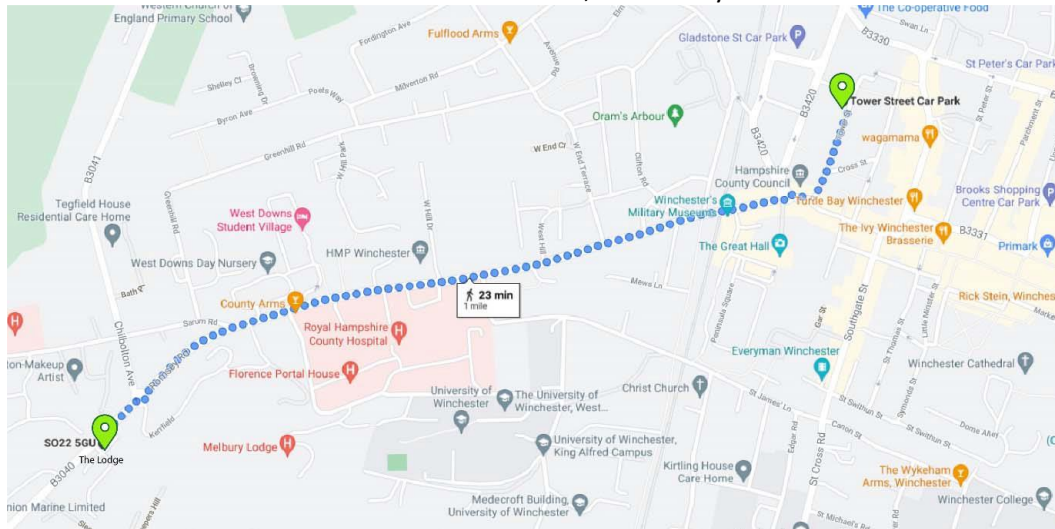
Winchester Railway Station

Mainline rail services are available to and from Winchester including from Basingstoke, Southampton and Bournemouth. Approximately 26 minutes walk from office to station (1.2km). There are several routes, all of similar length/time.

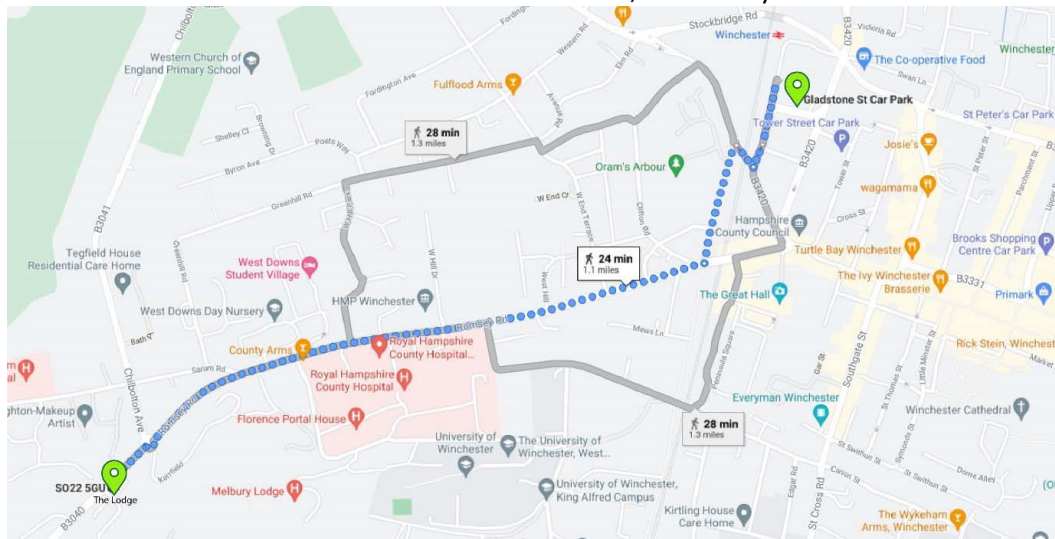


Other parking options

The nearest public car parks with long-stay availability are at:
Tower Street Car Park – 23 minute walk to office, £15 all day



Gladstone Street Car Park – 24 minute walk to office, £15 all day



Upper Brook Street Car Park – 29 minute walk to office, £15 all day

